NORTHLINE
HOOD & DUCT

Northline Hood & Duct LLC
4120 Industrial Pkwy, Unit 6, Columbus, OH 43228
Office (614) 555-0142
24-hour (614) 555-0199
service@northlinehood.example.com

Kitchen Exhaust Cleaning Service Report

Report NHD-2026-0042

Marigold Tap & Grill, Short North

880 N High St, Columbus, OH 43215

Cleaning, Nov 21, 2026, 11:34 PM to 3:12 AM

5 of 6	1	2
Components cleaned	Area not cleaned	Open deficiencies

Next service due **February 2027** Feb 21, 2027 Quarterly

Summary

Both hoods, horizontal duct A, the vertical riser and the rooftop fan were cleaned to bare metal. About 6 ft of horizontal duct B above the walk-in cooler could not be reached because there is no access panel there; it was not cleaned on this visit or the last one. We found two items that need attention: that missing access panel, and a full rooftop grease box that has let grease onto the roof. Quotes for both are attached. Your next cleaning is due in February 2027.

Systems serviced

Component	Kind	Result	Photos
Hood 1	Hood	Cleaned to bare metal	6
Hood 2	Hood	Cleaned to bare metal	2
Horizontal duct A (Hood 1 to riser)	Horizontal duct	Cleaned to bare metal	2
Horizontal duct B (Hood 2 to riser)	Horizontal duct	Partially cleaned	1
Vertical riser	Vertical riser	Cleaned to bare metal	1
Rooftop fan 1	Exhaust fan	Cleaned to bare metal	3

Prepared for

Marigold Tap & Grill
Luis Ortega, General Manager

Crew

Marcus Delgado (crew lead)
Tyler Brooks

Service records

Scan for every report, certificate and photo for this kitchen.

Sample report. Fictional company. Photo credits at hoodrecord.com/photo-credits. This report records the conditions observed and the work performed on the date shown. It is not an inspection of the fire suppression system and is not a determination of code compliance. Requirements are set by the authority having jurisdiction.

Certificate of Performance

No. NHD-2026-0042-C

The kitchen exhaust system listed below was cleaned by Northline Hood & Duct on the date shown. Areas listed under "Areas not cleaned" were not cleaned. See service report NHD-2026-0042 for photos and details.

Cleaning company

Northline Hood & Duct LLC, 4120 Industrial Pkwy, Unit 6, Columbus, OH 43228

24-hour phone

(614) 555-0199

Establishment

Marigold Tap & Grill, Short North, 880 N High St, Columbus, OH 43215

Service

Cleaning, Nov 21, 2026, 11:34 PM to 3:12 AM

Systems serviced

Main line exhaust: Hood 1, Hood 2, Horizontal duct A (Hood 1 to riser), Horizontal duct B (Hood 2 to riser) (partial), Vertical riser and Rooftop fan 1

Technicians

Marcus Delgado (crew lead), Tyler Brooks

Technician certification

Marcus Delgado: IKECA CECS CECS-00000-DEMO

Areas not cleaned

Horizontal duct B, last 6 ft above the walk-in cooler, between the access panel and the riser (no access panel)

Deficiencies found

Yes, 2 open. See report NHD-2026-0042.

Service frequency

Quarterly, high-volume cooking

Next service due **February 2027** Feb 21, 2027

Technician



Marcus Delgado
Signed Nov 22, 2026, 3:08 AM

Customer representative

Not signed
Not available: Kitchen closed overnight; no manager on site. Report emailed to the GM and owner.

Issued Nov 22, 2026. Keep this certificate on the premises. Local fire authority rules may require additional labels or forms.

Sample report. Fictional company. Photo credits at hoodrecord.com/photo-credits. This report records the conditions observed and the work performed on the date shown. It is not an inspection of the fire suppression system and is not a determination of code compliance. Requirements are set by the authority having jurisdiction.

Areas that were inaccessible or not cleaned

Horizontal duct B, last 6 ft above the walk-in cooler, between the access panel and the riser

Horizontal duct B (Hood 2 to riser)

Reason No access panel. No access panel on this section. The walk-in cooler ceiling blocks reach from both ends.

History **Also not cleaned on Aug 22, 2026. Recorded on 2 visits since Aug 22, 2026.**

See Deficiency D1



12:52 AM, T.B.

Deficiencies

New this visit (2)

D1 Major New this visit

Duct section cannot be reached for cleaning

Horizontal duct B (Hood 2 to riser)

About 6 ft of horizontal duct B above the walk-in cooler has no access panel. This section was not cleaned on 2026-08-22 or on this visit, so grease can build up there.

> **Recommended fix**
> Install one listed grease duct access door on this section, positioned so the full run can be reached for cleaning.

Quote Q-0042-1. Customer informed Nov 22, 2026



12:52 AM, T.B.

D2 Moderate New this visit

Rooftop grease containment full; grease on roof

Rooftop fan 1

The absorbent filter in the rooftop grease box is saturated. Grease has overflowed onto the roof surface on the downhill side of the fan curb, an area of about 2 x 3 ft.

> **Recommended fix**
> Replace the absorbent filter now and on every visit; clean the grease off the roof surface; have the roof checked for damage at the stained area.

Quote Q-0042-2. Customer informed Nov 22, 2026



12:33 AM, M.D.

Sample report. Fictional company. Photo credits at hoodrecord.com/photo-credits. This report records the conditions observed and the work performed on the date shown. It is not an inspection of the fire suppression system and is not a determination of code compliance. Requirements are set by the authority having jurisdiction.

Photos: Main line exhaust

High-volume cooking (charbroiler on the line). Quarterly service. 6 components.

Hood 1

Cleaned to bare metal

Hood. 16 ft wall canopy over charbroiler, 2 fryers, 6-burner range

Hood interior cleaned: Yes; Plenum cleaned: Yes; Filters cleaned: Yes; All filters reinstalled and in place: Yes; Grease cups and troughs cleaned: Yes; Light covers wiped: Yes

Grease depth before cleaning: 3000 microns

Before Hood interior



11:41 PM, M.D.

After Hood interior



1:05 AM, M.D.

Hood 1 interior, left half. Grease film on canopy walls and around the light fixtures.

After: Hood 1 interior, left half, after cleaning. Bare metal on walls and around fixtures.

Before Plenum



11:44 PM, M.D.

After Plenum



1:08 AM, M.D.

Hood 1 plenum with filters removed. Heavy buildup behind the filter bank above the charbroiler.

After: Hood 1 plenum after cleaning. Bare metal, duct collar visible.

Before Filters



11:47 PM, T.B.

After Filters



2:40 AM, T.B.

Hood 1 baffle filters (8) as found.

After: Hood 1 baffle filters (8) washed and reinstalled, all in place.

Sample report. Fictional company. Photo credits at hoodrecord.com/photo-credits. This report records the conditions observed and the work performed on the date shown. It is not an inspection of the fire suppression system and is not a determination of code compliance. Requirements are set by the authority having jurisdiction.

Hood 2

Cleaned to bare metal

Hood. 8 ft wall canopy over flat-top griddle and 4-burner range

Hood interior cleaned: Yes; Plenum cleaned: Yes; Filters cleaned: Yes; All filters reinstalled and in place: Yes; Grease cups and troughs cleaned: Yes; Light covers wiped: Yes

Before Hood interior



11:52 PM, T.B.

After Hood interior



1:20 AM, T.B.

Hood 2 interior over the griddle. Grease drip lines on the front lip.

After: Hood 2 interior after cleaning. Bare metal, front lip clean.

Horizontal duct A (Hood 1 to riser)

Cleaned to bare metal

Horizontal duct. About 22 ft run above kitchen ceiling; 3 access panels

Access panels opened: Yes; Duct cleaned between panels: Yes; Access panels replaced and sealed: Yes; Duct appears liquid-tight: Yes

Note: Cleaned through all 3 access panels.

Grease depth before cleaning: 2500 microns

Before Duct at access panel



12:10 AM, M.D.

After Duct at access panel



1:35 AM, M.D.

Horizontal duct A at access panel 1, looking toward the riser. Grease layer on the duct floor.

After: Horizontal duct A at access panel 1 after cleaning. Bare metal to the next bend.

Sample report. Fictional company. Photo credits at hoodrecord.com/photo-credits. This report records the conditions observed and the work performed on the date shown. It is not an inspection of the fire suppression system and is not a determination of code compliance. Requirements are set by the authority having jurisdiction.

Horizontal duct B (Hood 2 to riser)

Partially cleaned

Horizontal duct. About 14 ft run; first 8 ft above kitchen ceiling, last 6 ft above walk-in cooler

Access panels opened: Yes; Duct cleaned between panels: Partly; Access panels replaced and sealed: Yes; Duct appears liquid-tight: Yes

Note: First 8 ft cleaned from Hood 2 plenum and the one access panel. Last 6 ft above the walk-in cooler not reached.

Issue Area not cleaned



Horizontal duct B above the walk-in cooler. No access panel on this 6 ft section; not cleaned.
12:52 AM, T.B.

Vertical riser

Cleaned to bare metal

Vertical riser. Single-story riser to roof, cleaned from fan curb opening

Access panels opened: N/A; Duct cleaned between panels: Yes; Access panels replaced and sealed: N/A; Duct appears liquid-tight: Yes

Note: Cleaned from the roof with fan tipped back on hinge kit.

After Riser from roof



Vertical riser seen from the fan curb after cleaning. Bare metal as far as the light reaches.
2:20 AM, M.D.

Sample report. Fictional company. Photo credits at hoodrecord.com/photo-credits. This report records the conditions observed and the work performed on the date shown. It is not an inspection of the fire suppression system and is not a determination of code compliance. Requirements are set by the authority having jurisdiction.

Rooftop fan 1

Cleaned to bare metal

Exhaust fan. Upblast exhaust fan on curb, belt drive

Fan wheel and blades cleaned: Yes; Fan housing cleaned: Yes; Hinge kit present: Yes; Belt and pulleys checked: Yes; Fan runs after service: Yes; Grease containment checked or replaced: Yes; Roof around fan checked for grease: Yes

Note: Belt in fair condition.

Grease depth before cleaning: 3500 microns

Before Fan wheel



12:30 AM, M.D.

After Fan wheel



2:15 AM, M.D.

Rooftop fan 1 tipped back on hinge kit. Grease on the wheel blades and inside the housing.

After: Rooftop fan 1 wheel and housing after cleaning. Bare metal on the blades.

Issue Grease containment



Rooftop grease box filter saturated; grease on roof surface beside the fan curb.

12:33 AM, M.D.

Sample report. Fictional company. Photo credits at hoodrecord.com/photo-credits. This report records the conditions observed and the work performed on the date shown. It is not an inspection of the fire suppression system and is not a determination of code compliance. Requirements are set by the authority having jurisdiction.

Checklist

Method: Hand scraping, hot water pressure washing with alkaline degreaser. Filters soaked and washed on site.

Item	Answer	Comment
Before service		
Cooking equipment off and cool	Yes	
Power to exhaust fans locked out and tagged out	Yes	
Fire suppression system left operational; nozzles and detectors protected	Yes	Nozzles and fusible links covered with plastic; system not disabled.
Work area tarped	Yes	
Hood 1		
Hood interior cleaned	Yes	
Plenum cleaned	Yes	
Filters cleaned	Yes	
All filters reinstalled and in place	Yes	
Grease cups and troughs cleaned	Yes	
Light covers wiped	Yes	
Hood 2		
Hood interior cleaned	Yes	
Plenum cleaned	Yes	
Filters cleaned	Yes	
All filters reinstalled and in place	Yes	
Grease cups and troughs cleaned	Yes	
Light covers wiped	Yes	
Horizontal duct A (Hood 1 to riser)		
Access panels opened	Yes	
Duct cleaned between panels	Yes	
Access panels replaced and sealed	Yes	
Duct appears liquid-tight	Yes	
Horizontal duct B (Hood 2 to riser)		
Access panels opened	Yes	
Duct cleaned between panels	Partly	
Access panels replaced and sealed	Yes	
Duct appears liquid-tight	Yes	
Vertical riser		

Sample report. Fictional company. Photo credits at hoodrecord.com/photo-credits. This report records the conditions observed and the work performed on the date shown. It is not an inspection of the fire suppression system and is not a determination of code compliance. Requirements are set by the authority having jurisdiction.

Access panels opened	**N/A**
Duct cleaned between panels	**Yes**
Access panels replaced and sealed	**N/A**
Duct appears liquid-tight	**Yes**

Rooftop fan 1

Fan wheel and blades cleaned	**Yes**
Fan housing cleaned	**Yes**
Hinge kit present	**Yes**
Belt and pulleys checked	**Yes**
Fan runs after service	**Yes**
Grease containment checked or replaced	**Yes**
Roof around fan checked for grease	**Yes**

After service

Access panels replaced and secured	**Yes**
Filters reinstalled	**Yes**
Fan power restored and fan running	**Yes**
Appliances and switches restored	**Yes**
Suppression system protection removed	**Yes**
Rags and debris removed	**Yes**
Kitchen left clean	**Yes**
Service label applied near the hood	**Yes**

Grease depth before cleaning

Hood 1	**3000 microns**	Plenum behind filters
Horizontal duct A (Hood 1 to riser)	**2500 microns**	At first access panel
Rooftop fan 1	**3500 microns**	Fan wheel

Measured with a depth gauge comb. Reference values in code text: 2000 microns (0.078 in) for hoods and ducts, 3175 microns (0.125 in) for fan housings.

Next service

Due

February 2027
Feb 21, 2027

Frequency Quarterly
Basis High-volume cooking

NFPA 96 schedule row: "Systems serving high-volume cooking operations, such as 24-hour cooking, charbroiling, or wok cooking"

We will remind Luis Ortega by email 21 days before.

Sample report. Fictional company. Photo credits at hoodrecord.com/photo-credits. This report records the conditions observed and the work performed on the date shown. It is not an inspection of the fire suppression system and is not a determination of code compliance. Requirements are set by the authority having jurisdiction.

Technicians

Marcus Delgado	Crew lead	IKECA CECS CECS-00000-DEMO, expires Jun 30, 2027
Tyler Brooks	Technician	No certification listed

Work performed by the technicians listed above.

Service label

Applied: Hood 1, left end, next to the fire suppression service tag.
Label number NHD-L-10442



Signatures

Technician

Marcus Delgado
Signed Nov 22, 2026, 3:08 AM

Customer representative

Not signed
Not available: Kitchen closed overnight; no manager on site. Report emailed to the GM and owner.

Questions about this report? Call (614) 555-0142 or reply to the email it came with.

Sample report. Fictional company. Photo credits at hoodrecord.com/photo-credits. This report records the conditions observed and the work performed on the date shown. It is not an inspection of the fire suppression system and is not a determination of code compliance. Requirements are set by the authority having jurisdiction.